



Vi™ Series


High Resolution Indoor LED Displays



High Definition, Modular and Easy to Build Indoor LED Solution.

The Vi™ Series aims to provide a high quality solution for HD indoor needs, with the same easy installation, operation, and owner experience as our outdoor product. It is available in a variety of pitches from 4mm down to .09mm, designed to increase options for a variety of installations.

- EASY MODULAR INSTALLATION & FRONT SERVICEABLE
- FULL SUPPORT & WARRANTY
- LIGHTWEIGHT & LOW POWER
- SM INFINITY, LIGHTSPEED, AND LIVE VIDEO SUPPORT
- 3RD PARTY FRIENDLY





4mm, 2.6mm, 1.9mm, 1.6mm

For a wide range of applications, viewing distances and customization.

- SMD (Surface Mount Diode) LEDs - The standard for tight pitch displays at a competitive value. Optional GOB (Glue On Board) upgrade available for higher resistance to physical damage for sports or other site requirements.
- Supports: Stacking, Wall-mounting and Hanging.
- Data & Power Connections Built Into LED Modules.
- Supports Mitered Corners for Outer Arcs or Inner Arcs.
- Upgradable to 1.6mm Without Changing Internals.
- Only 53 watts per Sq. Ft



1.2mm, 0.9mm

For extra close viewing and high resolutions. Extremely tight pixel pitch and low power.

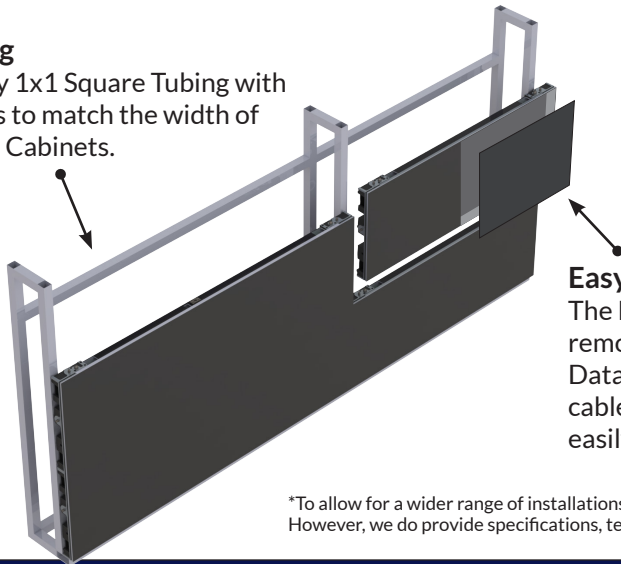
- COB (Chip on Board) LEDs - Built right into the circuit board for thinner and lower powered displays. The LEDs are sealed and the module design improves resistance to physical damage on the surface.
- Supports: Stacking and Wall-mounting.
- Data and Power Connections Built Into LED Modules.
- Flat LED Panels for Easy Cleaning and Maintenance.
- Higher Resistance to Physical Damage.
- Extremely efficient 28 watts per Sq. Ft

INSTALLATION

Our engineered cabinets easily install on any compatible sub-frame* provided by the dealer, installer or third party. They simply lock to each other, and attach to the vertical supports of the sub-frame.

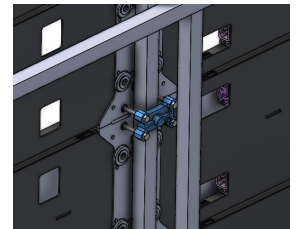
Framing

Typically 1x1 Square Tubing with verticals to match the width of the LED Cabinets.



Frame Attachments (Rear View)

Cabinets mount to vertical uprights of the frame using u-bolts/brackets.



Easy Service

The LED Modules are easily removed from the front using a special removal tool. No latches or screws. Data and power connections are built right into the LED Modules, no cables to hassle with! Once removed, the internal components are easily accessed for servicing.

*To allow for a wider range of installations, we do not provide the sub-frame directly. However, we do provide specifications, templates and design assistance for any project.

FULL SUPPORT & WARRANTY

Unmatched US based support and training for the lifetime of the display. Our warranty covers any defective parts for 7 years. Plus, every display includes a full spare parts package with additional LED Modules, components, and cables to keep on-hand for immediate service if needed.



EASY DISPLAY MANAGEMENT

Go with our amazing SM Infinity™ cloud-based option for online control and content creation, or use our LightSpeed™ platform for local control, sports, events or live video applications. We even support 3rd party solutions like ScoreVision for sports, or use your own system!



1580 Magnolia Ave
Corona, CA 92879



888.595.3956



VantageLED.com/VI

